

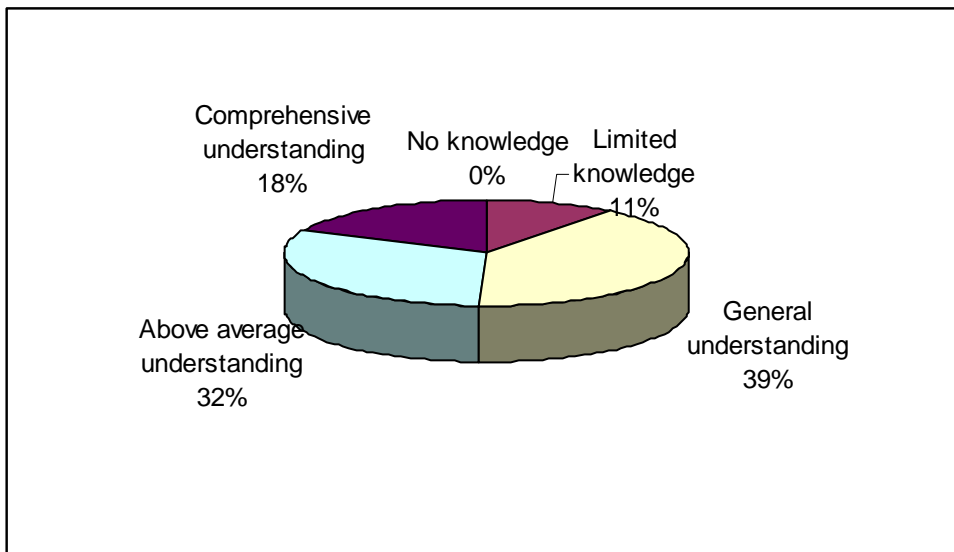


NATURAL RESOURCE MANAGEMENT SURVEY OF THE NEEDS OF COUNCILS

Response rate: 73% of NSW Councils responded to this survey.

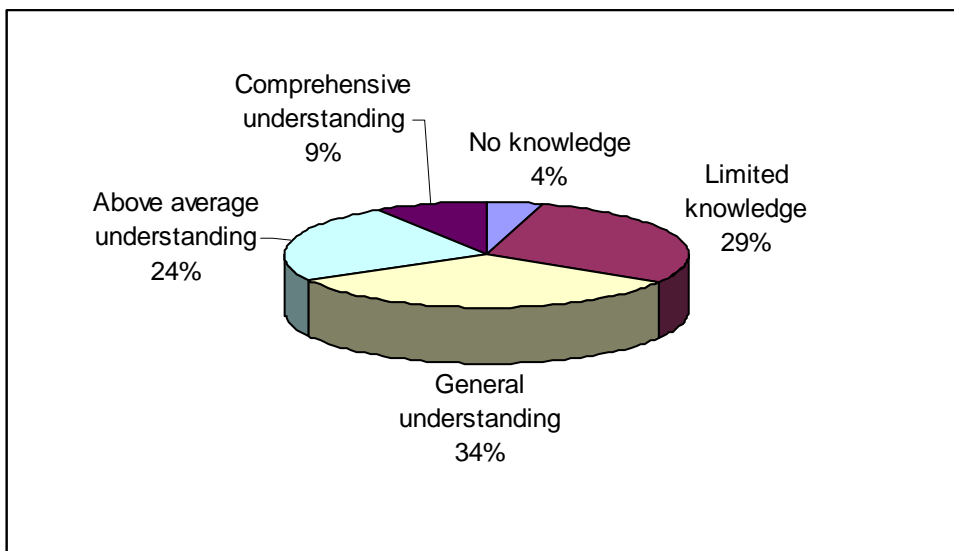
SECTION 1: COUNCIL'S INVOLVEMENT IN REGIONAL NRM PROCESSES

1. What is the level of Council's understanding of natural resource management issues in a local and regional context?



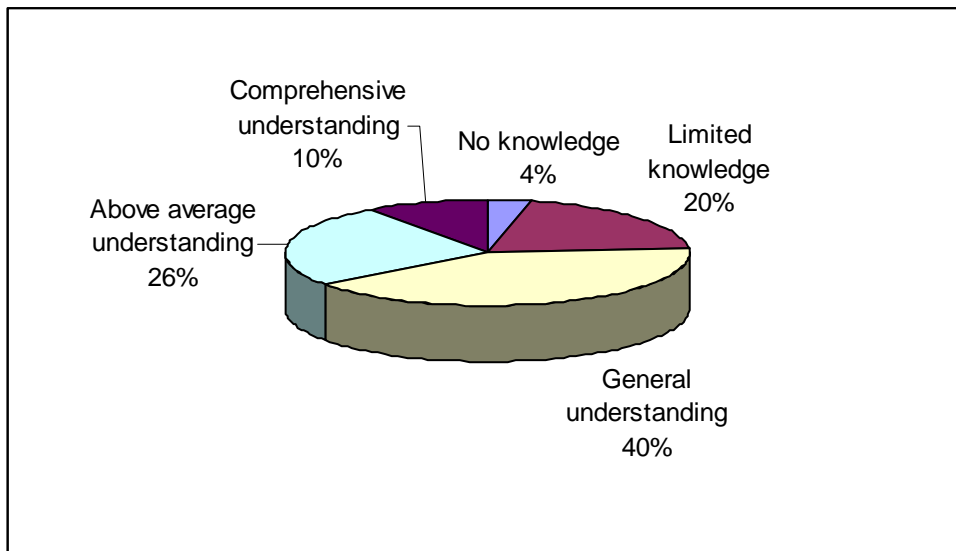
11% of councils responding indicated that they had **limited knowledge** and a further 39% rated only a **general knowledge** of NRM issues in a local and regional context. Identifying these councils will assist in determining where greater assistance may be required.

2. Please indicate the level of involvement your council had with the previous Catchment Management Boards, now Catchment Management Authorities in your region?



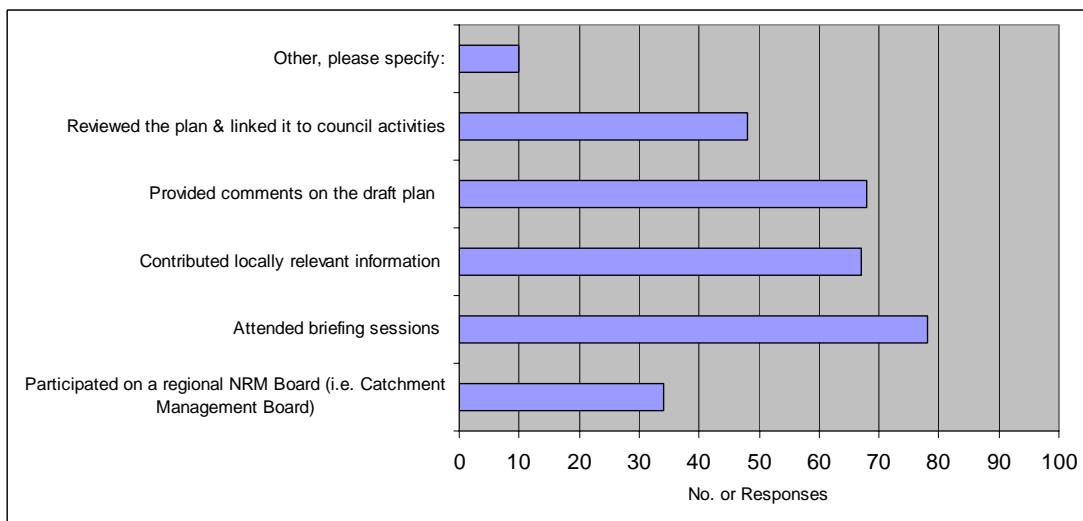
4% of councils had **no knowledge** or involvement in regional catchment management bodies, while a further 29% indicated **limited knowledge** and involvement. Only 9% indicated a **comprehensive understanding** of catchment management bodies.

3. Please indicate the level of awareness within council of the regional NRM plan developed for each catchment – called a Catchment Blueprint.



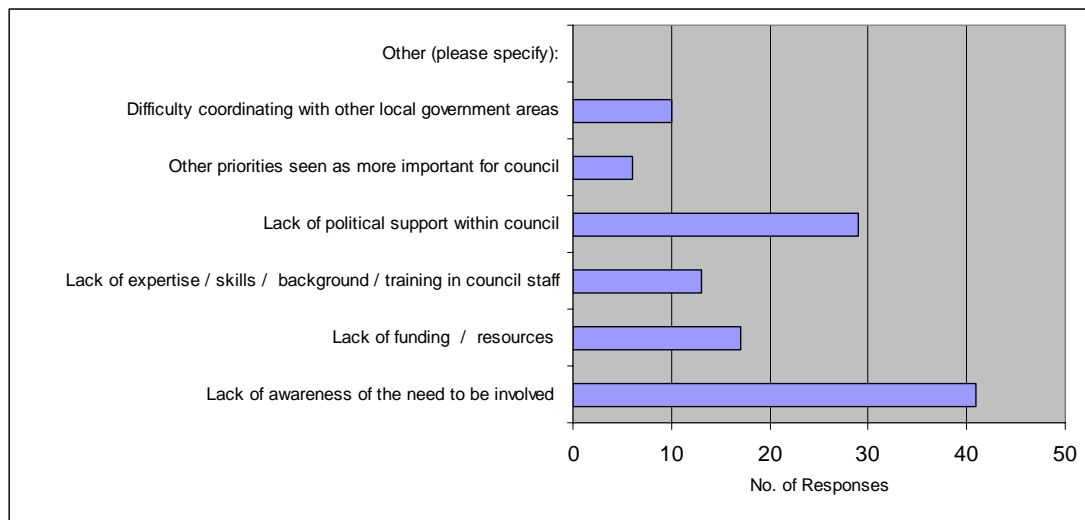
4% of councils indicated **no knowledge** of the regional NRM plan – Catchment Blueprint, a further **20%** had **limited knowledge** and **40%** indicated a **general awareness**. The remaining **36%** indicated an **above average** or comprehensive awareness of the Blueprint.

4. If your council was involved in the development of the Blueprint, please indicate the extent of involvement. You can tick more than one box here.



Of responses from those councils which indicated they were involved in the development of the Blueprint, **78** had **attended a briefing session**, **68** had **provided comments on the draft plan**, **67** had **contributed locally relevant information**, **48** had undertaken **detailed planning linking it to activities**, while **34** had **participated in a regional NRM Board**

5. If council has had limited or no involvement in regional NRM, please provide reasons from the list below. You can tick more than one box here.



Those councils indicating limited or no involvement in regional NRM identified **lack of awareness of the need to be involved (36%)** as the most likely reason. This was followed by a **lack of political support within council (26%)** followed by a **lack of funding and resources (15%)**.

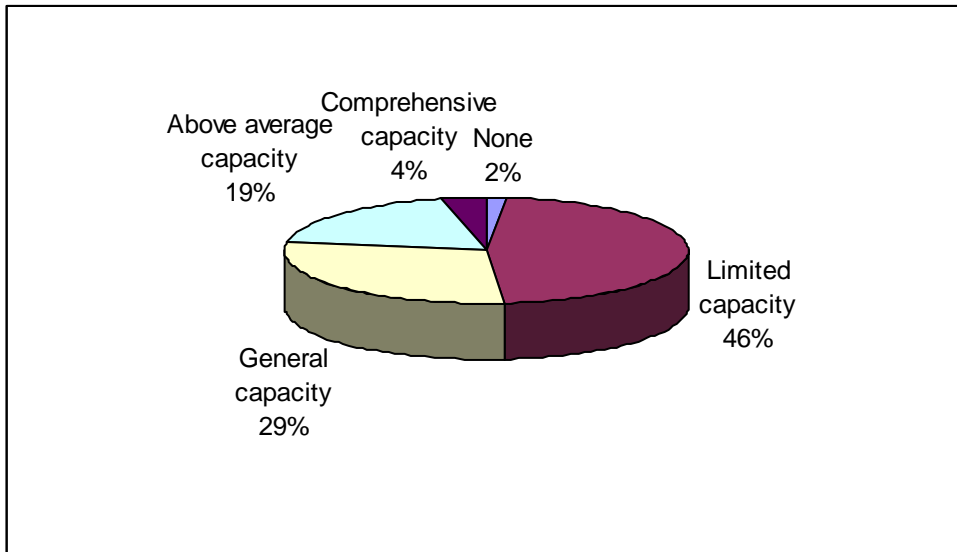
6. What are the most important NRM issues facing your LGA?

The main NRM issues identified by participating LGA's were

- Water quality
- Vegetation management/loss
- Threatened species
- Weed management
- Salinity
- Loss of biodiversity
- Acid sulfate soils
- Coastal management
- Stormwater management

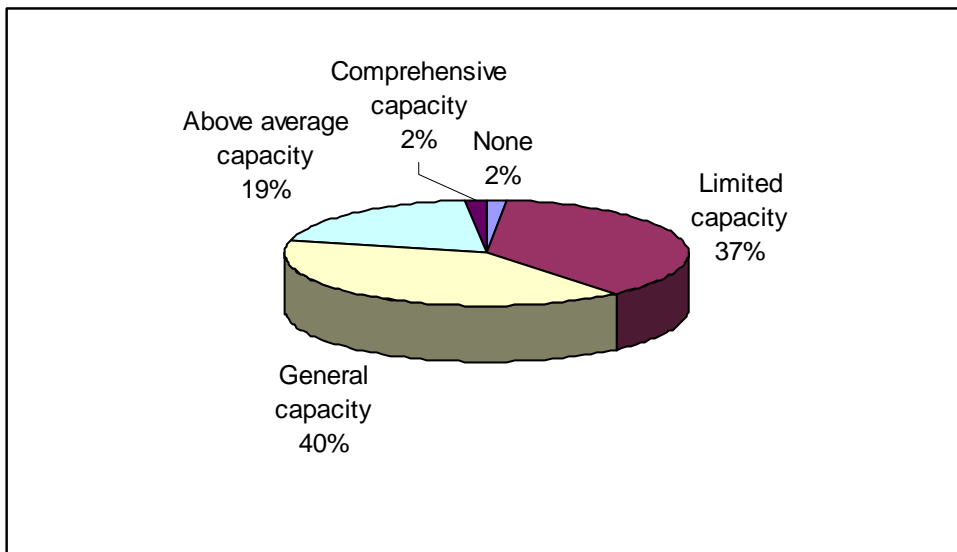
SECTION 2: COUNCILS CAPACITY BUILDING NEEDS

7. Please indicate what capacity council has (including time, resources, staff etc.) to undertake NRM activities.



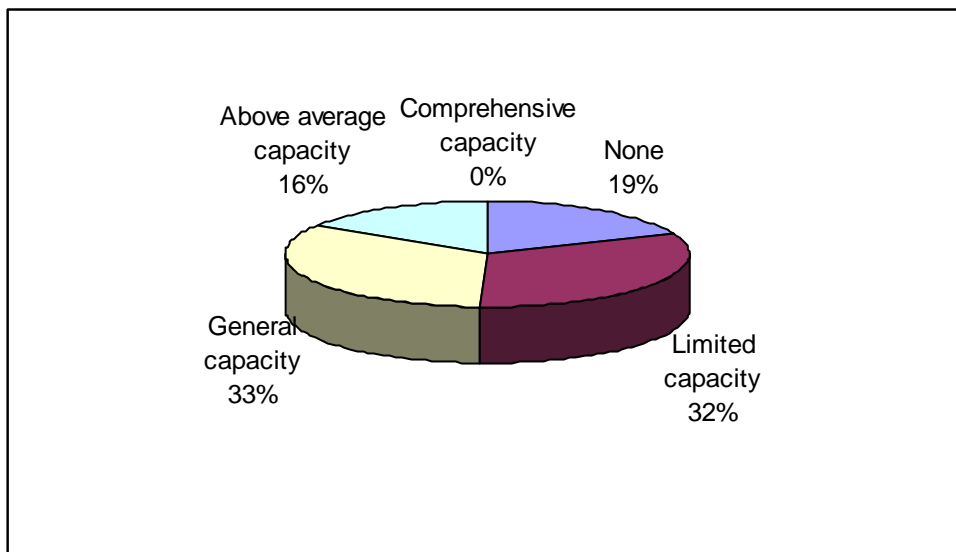
46% of councils indicated **limited capacity** to undertaken NRM activities, and **2%** identified that their council had **no capacity**.

8. Please indicate what capacity council has (including time, resources, staff etc.) to participate in the development and implementation of a regional NRM plan (i.e. catchment blueprint)?



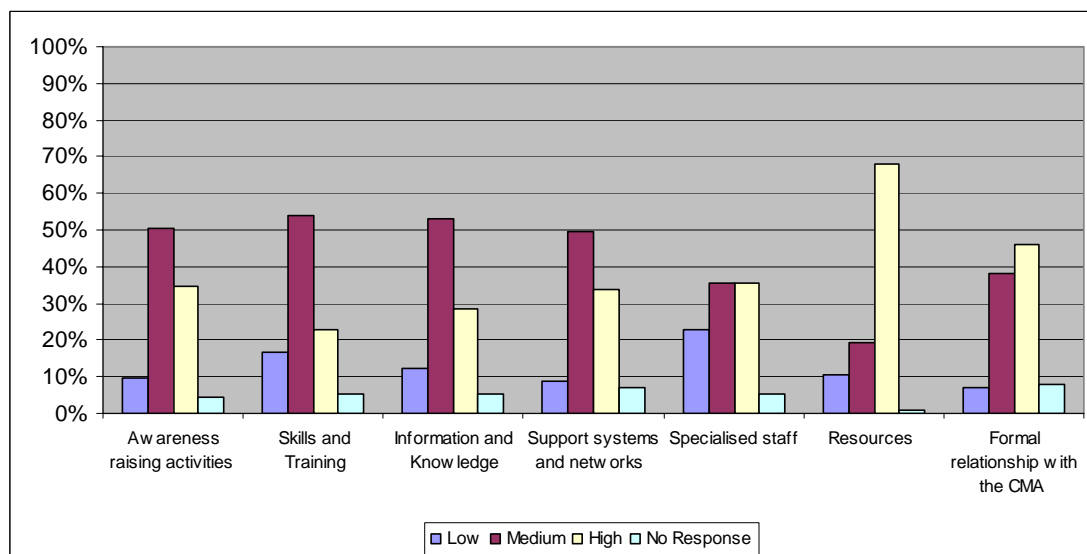
37% of councils identified **limited capacity** to participate in the development of the regional NRM plan, while **40%** indicated **general capacity** and **19%** an **above average capacity**.

9. Have any linkages been made between regional NRM goals and council's corporate and planning schemes?



19% of councils indicated they had **no capacity** to link regional NRM goals with council's planning schemes and a further **32%** indicated **limited capacity** to do so.

10. What does your council need to increase involvement in regional NRM planning and implementation processes? Please identify council's support for:

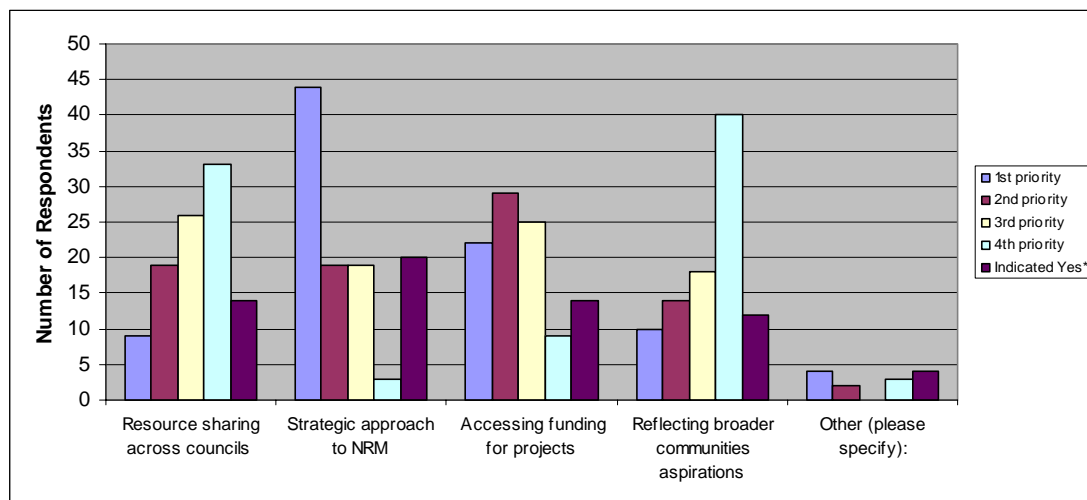


The **highest priority** need identified was resources (68%), followed by a formal relationship with the CMA (46%), awareness raising activities (35%), specialised staff (35%) and support system and networks (34%).

Medium priority was given to skills and training (54%), information and knowledge (53%), awareness raising activities (50%), support systems and networks (50%).

Lowest priority was identified as specialist staff (23%), skills and training (17%), information and knowledge (12%), resources (11%).

11. What are the benefits to council in being involved in regional NRM planning and implementation processes? (Please rank these 1-5)



Benefits identified by councils in being involved in regional NRM planning:

1st priority – strategic approach to NRM followed by access to funding for projects.

2nd priority – accessing funding for projects, strategic approach to NRM and resource sharing across councils.

3rd priority – resource sharing across councils, accessing funding for projects

4th priority – reflecting broader communities aspirations, resource sharing across councils.